

# Specification Sheet

## PS40 XX

LiFePO4 – 13,2 V – 343 Wh  
high performance accumulator



Product may differ from the illustration

version: 2.1

date: 08.01.2026

## Table of content

1	Technical specifications .....	3
2	Electrical specifications .....	3
3	Features of the Battery Management System (BMS) .....	4
4	Protection.....	5
4.1	Protection Modes .....	5
4.1.1	YELLOW (warning).....	5
4.1.2	RED (soft close).....	5
4.1.3	BLACK (Instant cut off) .....	5
4.2	Thresholds .....	5
5	CAN Communication & Interface.....	<b>Fehler! Textmarke nicht definiert.</b>
5.1	CAN Communication .....	<b>Fehler! Textmarke nicht definiert.</b>
5.2	Interface (DEUTSCH ASL006-05SN-HE).....	<b>Fehler! Textmarke nicht definiert.</b>
6	LITE BLOX App .....	6
7	Technical drawings.....	7
7.1	Housing.....	7
7.2	Battery pole adapter.....	8
8	Cell specifications (LITHIUMWERKS).....	9
9	Certification (ISO 9001:2015).....	10

## 1 Technical specifications

<i>Specification</i>	<i>Value</i>	<i>Annotation</i>
<b>Dimensions (housing only)</b> - details see chapter <a href="#">Technical drawings</a>		
Height	181 mm	±2mm
Width	96 mm	±1mm
Length	249 mm	±1mm
Weight	40XX g	approx.
<b>Cell</b> - details see chapter <a href="#">Cell specifications (LITHIUMWERKS)</a>		
Cell chemistry	LiFePO4	
Cell type	LithiumWerks	ANR26650M1B
Cell configuration	4s10p	
<b>Temperature</b>		
Temperature range for use	(- 20) – (+ 80) °C	(0) – (+ 55) °C for optimal cycle life
Temperature range for storage	(0) – (+ 40) °C	
<b>Other</b>		
Protection class conformity	IP65	

## 2 Electrical specifications

<i>Specification</i>	<i>Value</i>	<i>Annotation</i>
<b>Battery Pack</b>		
Capacity (nominal)	26 Ah	± 5%
Voltage (nominal)	13,2 V	
Energy	343 Wh	± 5%
Cell pack impedance	3,5-4 mΩ	approx.
<b>Charging</b>		
Voltage charge (maximum)	15,2 V	
Voltage charge (recommended)	14,4 V	
Current charging (recommended)	< 10 A	LiFePO4 charging device
Current charging (continuous)	< 100 A	alternator
Current charging (10s pulse)	< 200 A	alternator
<b>Discharging</b>		
Voltage discharge (minimum)	10,0 V	
Current discharging (continuous)	< 250 A	
Current discharge (10s pulse)	< 1200 A	

### 3 Features of the Battery Management System (BMS)

<b>Feature</b>	<b>Description</b>	<b>Details</b>
<b>Balancing</b>	charge transfer to prevent long term cell deviation (passive)	
<b>Communication</b> (via bluetooth)	Wireless connection to an external device (smartphone/tablet) to display battery condition and status (permanent deactivation via CAN possible)	<a href="#">LITE BLOX App</a>
<b>Remote-Support</b>	Firmware updates for continuous improvement & field telemetry data evaluation via our aftersales SUPPORT TICKET system	
<b>Recording</b>	On device recording of important field telemetry in real time via App	
<b>Protection</b>	Self-protection when running outside the intended operation limits	<a href="#">Protection</a>
<b>Thresholds</b>	All thresholds can be adjusted manually via app [expert mode]	<a href="#">Thresholds</a>
<b>I.K.O.S.</b> Intelligent Kill- Operation-Switch	-smart misuse & overload protection -circuit breaker for extended sitting times without recuperation	
<b>A.V.A.T.</b> Active Vehicle Anti-Theft	will instantly shut down the full electrical load at any unauthorized starting event	
<b>Deep discharge protection</b>	Additional deep sleep mode for cell protection. Reducing the BMS consumption current to approx. 14,2 $\mu$ A below 8 V. Bluetooth/BMS is reactivation by adding external power supply.	
<b>low self-discharge</b>	< 1mA for extended sitting time	
<b>Audiovisual feedback</b>	via beeper and LED	

## 4 Protection

### 4.1 Protection Modes

The LITE BLOX is autonomously protecting itself when leaving the intended working range (I.K.O.S. Mode). This self-protection is working on three levels:

#### 4.1.1 YELLOW (warning)

As soon as the LITE BLOX is leaving the intended operating range, the first level is active, indicated by the yellow coloured values of the corresponding parameters in the App

→ **no additional operation needed**

#### 4.1.2 RED (soft close)

When the LITE BLOX has left the intended operating range, the second level is active, indicated by the red coloured values of the corresponding values. An automatic deactivation takes place as soon as the BMS switches its operational mode from active to standby. The conditions mandatory for this switch are a current less than 1 A (charge or discharge) and no active Bluetooth connection for at least 60 seconds

→ **press 'Reset Error' button to reactivate and contact customer service afterwards**

#### 4.1.3 BLACK (Instant cut off)

When being used outside the intended operating range lithium cells may face permanent damage or internal cell failure which can result in outgassing or fire. Therefore, an instant cut off function (deactivation) is implemented, which is active as soon as the operating parameters of the LITE BLOX are critical. The instant deactivation on this level is performed without any delay (in comparison to soft close level 2)

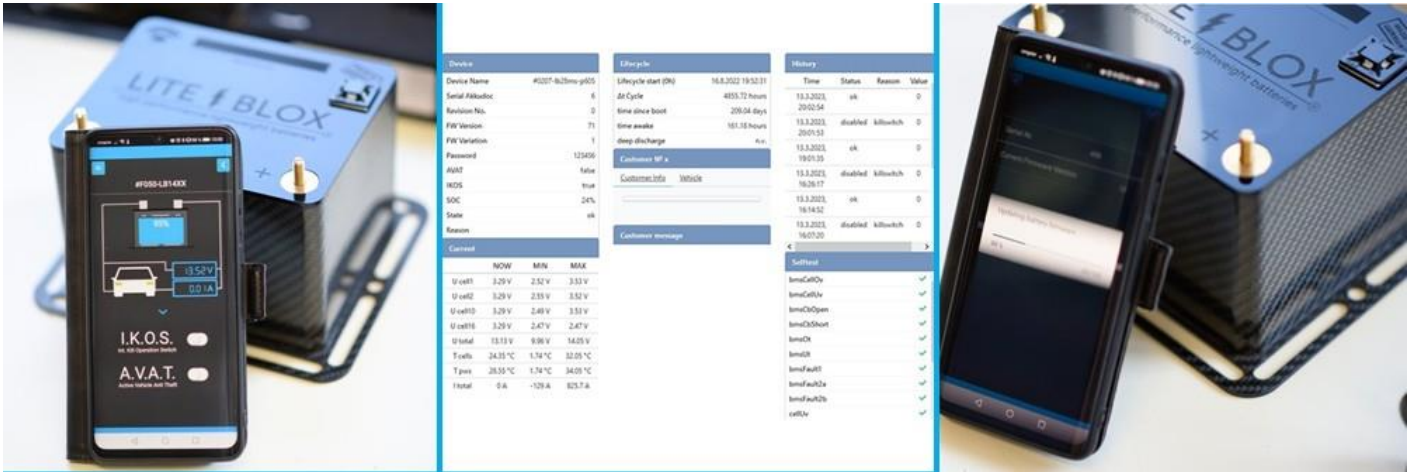
→ **please contact customer service immediately!**

### 4.2 Thresholds

The following protection limits are implemented for events that would damage the battery cells  
→ **do not adjust these without validation & make sure that the LITE BLOX is operated within the specified working range at any time**

<i>Protection mechanism</i>	<i>YELLOW</i>	<i>RED</i>	<i>BLACK</i>
Overvoltage (cell/pack)	3,85 V / 15,4 V	3,9 V / 15,6 V	4 V / 16 V
Undervoltage (cell/pack)	3,15 V / 12,6 V	3,1 V / 12,4 V	2,5 V / 10 V
Short circuit current	-	-	1500 A
Maximum charge current	-	-	240 A
Maximum temperature	80 °C	85 °C	90 °C

## 5 LITE BLOX App



Every LITE BLOX unit comes with an innovative interface for wireless operation via smartphone or tablet (bluetooth). In addition to the remote shutdown (I.K.O.S.) plus the integrated vehicle anti-theft (A.V.A.T.), all relevant telemetry data can be monitored in real time and sent to us for evaluation.

### Telemetry data:

Search: f300-lb20 Name ▾

ID	Device Name	Serial ADoc	Date	Time
293451	#f300-lb20xx	97	22.3.2023	15:15:24
292031	#f300-lb20xx	97	19.3.2023	10:53:49
290265	#f300-lb20xx	97	15.3.2023	15:36:29
288916	#f300-lb20xx	97	11.3.2023	17:21:44
288875	#f300-lb20xx	97	11.3.2023	16:21:42
288874	#f300-lb20xx	97	11.3.2023	16:21:07
288871	#f300-lb20xx	97	11.3.2023	16:18:40
288870	#f300-lb20xx	97	11.3.2023	16:18:17

Device			
Device Name	#f300-lb20xx	97	
Serial Akkudoc		97	
Revision No.		0	
FW Version		35	
FW Variation		0	
Password			
AVAT	true		
IKOS	false		
SOC	32%		
State	ok		
Reason			
Current			
	NOW	MIN	MAX
U cell1	3.29 V	1.5 V	3.81 V
U cell2	3.29 V	1.53 V	3.82 V
U cell4	3.29 V	1.5 V	3.82 V
U cell6	3.29 V	1.54 V	3.82 V
U total	13.24 V	6.11 V	15.38 V
T cells	10.21 °C	3.76 °C	42.1 °C
T pws	10.06 °C	3.65 °C	39.73 °C
I total	0.08 A	-143.99 A	717.55 A

Lifecycle	
Lifecycle start (0h)	7.7.2020 01:06:34
At Cycle	23396.59 hours
time since boot	984.48 days
time awake	329.55 hours
deep discharge	4 days
Customer N° x	
CustomerInfo	Vehicle
Customer message	

History			
Time	Status	Reason	Value
15.3.2023, 07:59:32	ok		0
15.3.2023, 07:56:19	disabled	user off	1
15.3.2023, 07:54:56	ok		0
11.3.2023, 12:59:39	disabled	user off	1
11.3.2023, 12:57:44	ok		0
7.3.2023, 15:08:22	disabled	user off	1
13.7.2022	ok		0
Selftest			
bmsCellOv			✓
bmsCellUv			✓
bmsCbOpen			✓
bmsCbShort			✓
bmsOt			✓
bmsUt			✓
bmsFault1			✓
bmsFault2a			✓
bmsFault2b			✓
cellUv			✓

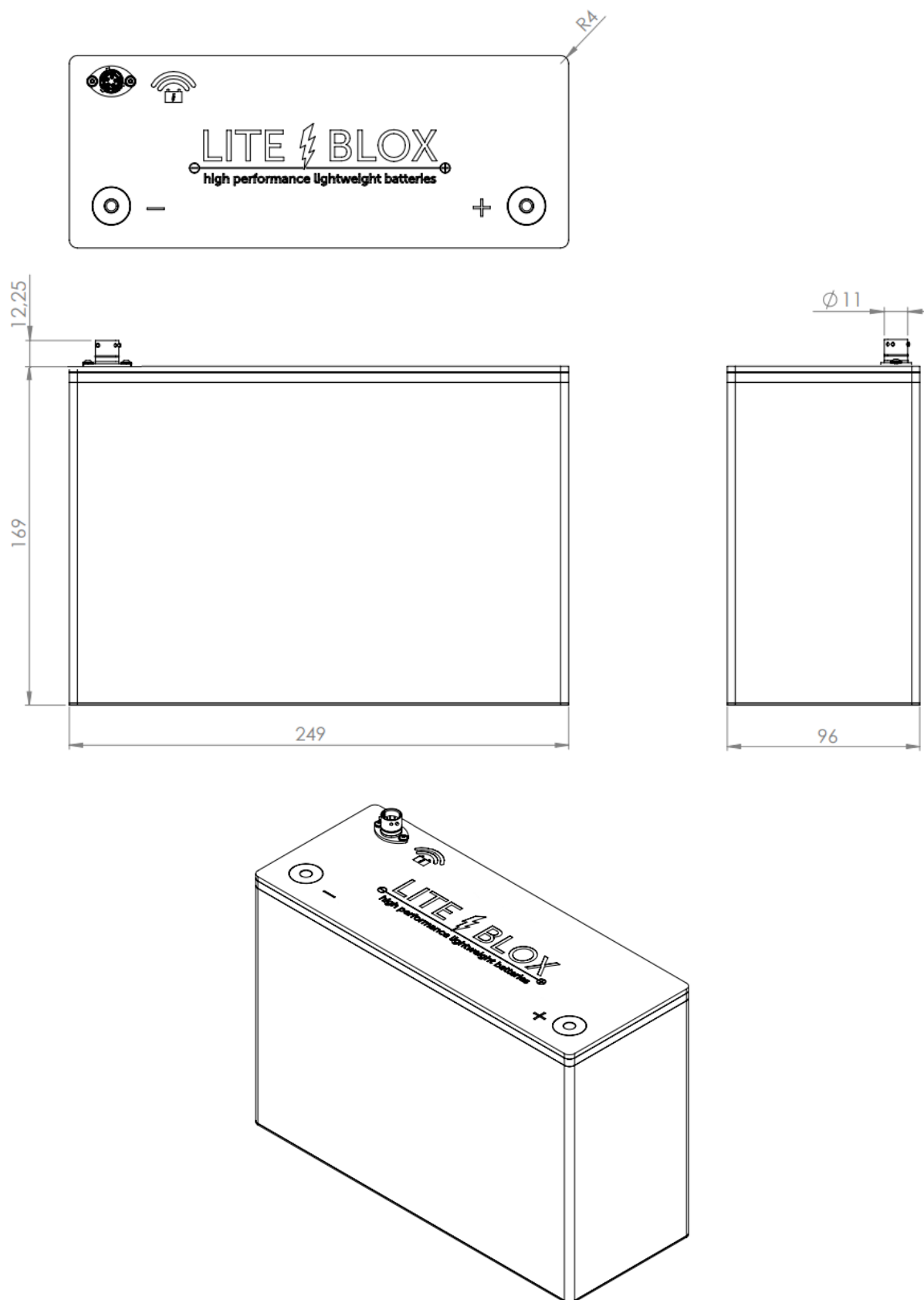
LITE BLOX App for download:





## 6 Technical drawings

### 6.1 Housing

CAD-model can be provided by request



## 6.2 Battery pole adapter

<b>Type (material)</b>	<b>Figure</b>	<b>Dimensions</b>			<b>torque</b>	
Battery pole terminals  SAE M6 (aluminum)  DIN EN 50342 2		pole	∅	height/ length	10 Nm	
		+	19,5 mm	18 mm		
		-	17,9 mm	18 mm		
M6 mounting struts (brass)  DIN 551			M6	20	finger-tight	

## 7 Cell specifications (LITHIUMWERKS)

### Specs for ANR26650M1B

#### Nominal Ratings

Voltage	3.3 V
Capacity @ 23 °C Typical (Min)	2.6 Ah (2.5 Ah)
Energy @ 23 °C	8.58 Wh
Specific Power @ 25 °C, 2 sec pulse	> 4000 W/kg
Impedance (1KHz AC) Typical	<10 mΩ
Cycle Life at 1C/1C, 100% DOD	> 4000 cycles

#### Discharging

Max Continuous Discharge Current	52 A (20C rate)
Max Pulse Discharge Current (10s)	120 A (48C rate)
Minimum Voltage / HPPC Pulse	2 V / 1.6 V
Temperature	-30 °C to 60 °C

#### Charging

Recommended Charge Current	3 A (1.2C rate)
Max Continuous Charge Current	10 A (4C rate)
Max Pulse Charge Current (10s)	26 A (8C rate)
Recommended Fast Charge Voltage	3.6 V
Terminate Charge @ 3.6 V	< 50 mA
HPPC Pulse Voltage	3.8 V
Float Charge Voltage	3.5 V
Temperature Range (Charging current at <250mA when under 0°C for some applications)	0 °C to 60 °C

#### Storage

Storage Temperature	-40 °C to 70 °C
---------------------	-----------------

#### Mechanical

Diameter	Ø25.96 +/- 0.5 mm
Length	65.15 +/- 0.5 mm
Mass	76.0 g +/- 1.5 g

#### Certifications

Transportation	UN 3480 (UN38.3), CIQ
Safety	UL 1642, IEC 62133-2
Environmental	REACH, RoHS, ISO-14001
Quality System	TS/IATF-16949, ISO-9001

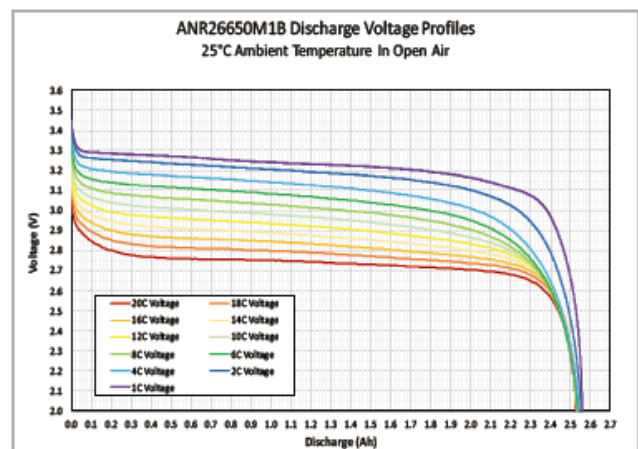
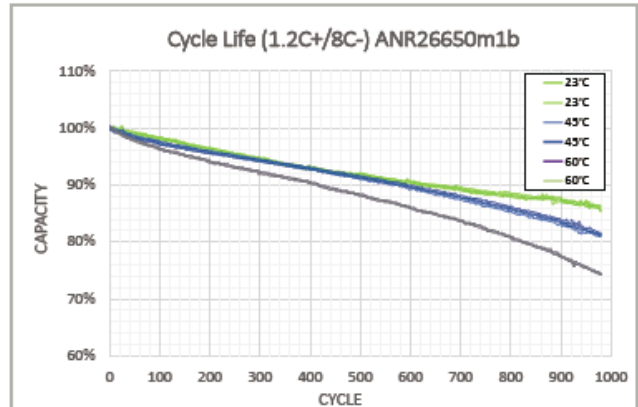
#### Transportation

Shipping	30% SOC
----------	---------

Part Number 300832-001



### Cell Data



### Abuse

Nail penetration	Pass - EUCAR4
Over-Discharge	Pass - EUCAR3
Thermal Stability	Pass - EUCAR4
External Short	Pass - EUCAR3
Crush	Pass - EUCAR3
Overcharge	Pass - EUCAR2
Vent Open Pressure	1.0 - 2.0 MPa

26650 Data Sheet  
Aug 2022  
SF00008 rev 2

## 8 Certification (ISO 9001:2015)



### **LITEWERKS GmbH**

**Robert-Bosch-Str. 10, D-78467 Konstanz**

wurde durch DSR-CERTIFICATION auditiert und es wird bestätigt, dass das  
Qualitäts-Management-System den Erfordernissen der

*is audited by DSR Certification and applied that the Quality Management System meets the requirements of*

## **ISO 9001:2015**

für den nachfolgenden Umfang entspricht:  
*standard for the following activities:*

**Entwicklung, Herstellung und Vertrieb von Akkumulatoren**  
*Development, Production and Distribution of Accumulators*

**Zertifikats-Nr.:/Certificate No: QMS-23.02.372**